

# MaxBW08-1300

Full Servo Robot  
IMM RANGE 300 – 600 Ton



MaxBW08-1300	Standard		Metric	
<b>Movement</b>	Vertical Arm	Servo Telescoping	Servo Telescoping	Vertical Arm
<b>IMM Range</b>	US Tons	300 - 600	2669 - 5338	kN
<b>Max Payload</b>	lbs	22.05	10	kg
<b>Vertical Stroke</b>	in	51.18	1300	mm
<b>Single Arm Strip</b>	in	47.24	1200	mm
<b>Traverse</b>	in	78.74	2000	mm
<b>Gripper Angle</b>	Degree (°)	90	90	Degree (°)
<b>Robot Weight</b>	lbs	1345	610	kg
<b>Drive System</b>	Drive	AC Servo Motor	AC Servo Motor	Drive
<b>Working Air Pressure</b>	psi	71.12 ~ 113.82	5 ~ 8	kg/cm <sup>2</sup>
<b>Air Consumption</b>	Fluid oz	40.58	1.2	NI/cycle
<b>Max Amperage</b>	Amps	12.1	12.1	Amps
<b>Power Supply</b>	Power Supply	480VAC - 3 Phase - 60 Hz	480VAC - 3 Phase - 60 Hz	Power Supply



Rev: 1 - 03312021

508-792-4305 | absoluterobot.com

# MaxBW08-1300

Full Servo Robot  
IMM RANGE 300 – 600 Ton



## STANDARD FEATURES:

- Riser/Adapter Plate
- 4 Vacuum Circuits
- 2 Gripper Circuits
- 20 Spare Input/Output signals
- Pneumatic “Flip” C-Axis
- 3-Axis Synchronized Movement
- Absolute Encoders (faster robot programming)
- Advanced Vibration Dampening
- Supervisory Safety Circuit (STO)
- Compact Floor Mounted Electrical Cabinet for Easy Maintenance
- Fully unlocked robot pendant
- Large Mold Storage Capacity
- Programs Stored in Cabinet, Not Pendant (data not lost if pendant damaged)
- 26 ft (8 m) Long Pendant Cable for Maneuverability While Programming
- Advanced Mold & Vertical Arm Protection
- Quick Change Universal Mounting Plate on Vertical Arm
- Flexible Orientation Swap for Operator or Non-Operator Part Discharge
- Euromap Adapter for Both 12 & 67 Molding Machines
- Telescoping Vertical Arm for Low Height Clearance



## OPTIONS:

- Additional Vacuum Circuit with Detection\*
- Additional Gripper Circuit\*
- Expanded I/O\*
- Pneumatic Wrist Rotate 10kg, 18kg, & 30kg\*
- Extended Traverse
- Additional Servo “A + C” Axis 18kg, 30kg, 42kg, 60kg
- Additional Servo “B + C” Axis 18kg, 30kg, 42kg, 60kg
- Beam Mounted Electrical Cabinet
- Dual-Arm
- Secondary Vertical Arm for 3-Plate Molds
- In-Line Take Out (Traverse Over Clamp)
- Custom End-Of-Arm-Tooling
- Downstream Equipment (Guarding, Conveyors, Labeling, Packaging, etc.)



\*Can be added to an existing in-stock robot

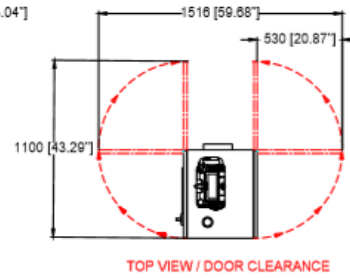
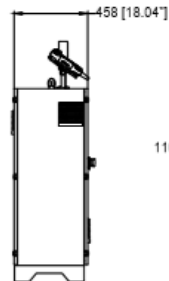
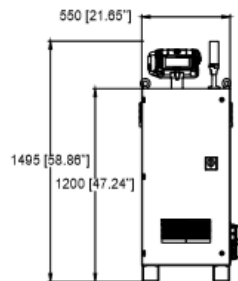
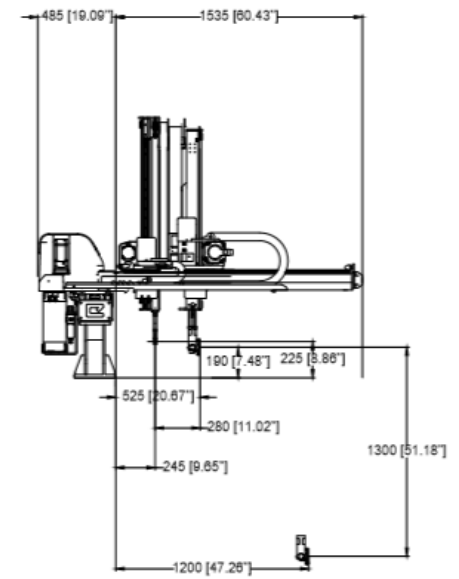
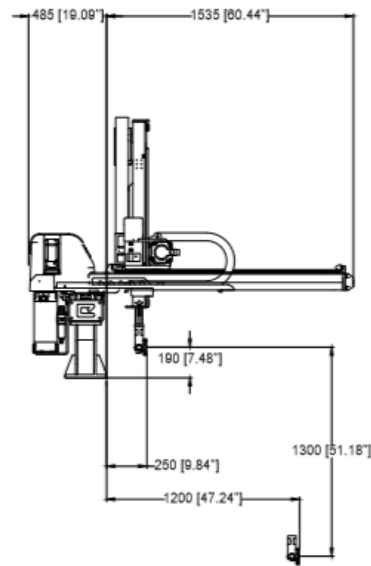
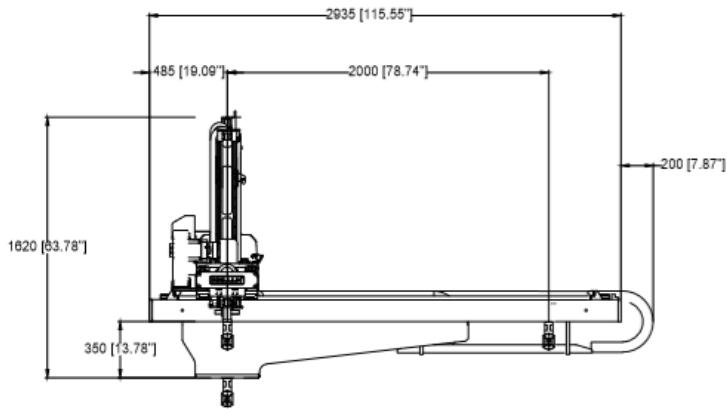


Rev: 1 - 03312021

508-792-4305 | [absoluterobot.com](http://absoluterobot.com)

# MaxBW08-1300

Full Servo Robot  
IMM RANGE 300 – 600 Ton



Specifications are subject to change