

MaxBW15-1700

Full Servo Robot
IMM RANGE 600 – 1200 Ton



| MaxBW15-1700 | Standard | | Metric | |
|-----------------------------|--------------|--------------------------|--------------------------|--------------------|
| Movement | Vertical Arm | Servo Telescoping | Servo Telescoping | Vertical Arm |
| IMM Range | US Tons | 600 - 1200 | 5338 - 10676 | kN |
| Max Payload | lbs | 39.68 | 18 | kg |
| Vertical Stroke | in | 66.93 | 1700 | mm |
| Single Arm Strip | in | 55.91 | 1420 | mm |
| Traverse | in | 98.43 | 2500 | mm |
| Gripper Angle | Degree (°) | 90 | 90 | Degree (°) |
| Robot Weight | lbs | 1830 | 830 | kg |
| Drive System | Drive | AC Servo Motor | AC Servo Motor | Drive |
| Working Air Pressure | psi | 71.12 ~ 113.84 | 5 ~ 8 | kg/cm ² |
| Air Consumption | Fluid oz | 67.63 | 2 | NI/cycle |
| Max Amperage | Amps | 14.7 | 14.7 | Amps |
| Power Supply | Power Supply | 480VAC - 3 Phase - 60 Hz | 480VAC - 3 Phase - 60 Hz | Power Supply |



Rev: 1 - 03312021

508-792-4305 | absoluterobot.com

MaxBW15-1700

Full Servo Robot
IMM RANGE 600 – 1200 Ton



STANDARD FEATURES:

- Riser/Adapter Plate
- 4 Vacuum Circuits
- 2 Gripper Circuits
- 20 Spare Input/Output signals
- Pneumatic “Flip” C-Axis
- 3-Axis Synchronized Movement
- Absolute Encoders (faster robot programming)
- Advanced Vibration Dampening
- Supervisory Safety Circuit (STO)
- Compact Floor Mounted Electrical Cabinet for Easy Maintenance
- Fully unlocked robot pendant
- Large Mold Storage Capacity
- Programs Stored in Cabinet, Not Pendant (data not lost if pendant damaged)
- 26 ft (8 m) Long Pendant Cable for Maneuverability While Programming
- Advanced Mold & Vertical Arm Protection
- Quick Change Universal Mounting Plate on Vertical Arm
- Flexible Orientation Swap for Operator or Non-Operator Part Discharge
- Euromap Adapter for Both 12 & 67 Molding Machines
- Telescoping Vertical Arm for Low Height Clearance



OPTIONS:

- Additional Vacuum Circuit with Detection*
- Additional Gripper Circuit*
- Expanded I/O*
- Pneumatic Wrist Rotate 10kg, 18kg, & 30kg*
- Extended Traverse
- Additional Servo “A + C” Axis 18kg, 30kg, 42kg, 60kg
- Additional Servo “B + C” Axis 18kg, 30kg, 42kg, 60kg
- Beam Mounted Electrical Cabinet
- Dual-Arm
- Secondary Vertical Arm for 3-Plate Molds
- In-Line Take Out (Traverse Over Clamp)
- Custom End-Of-Arm-Tooling
- Downstream Equipment (Guarding, Conveyors, Labeling, Packaging, etc.)



*Can be added to an existing in-stock robot

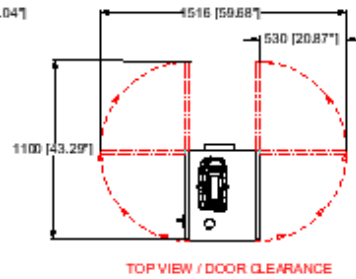
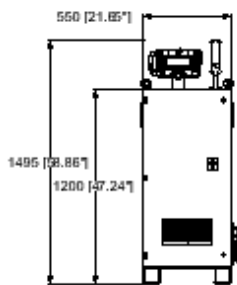
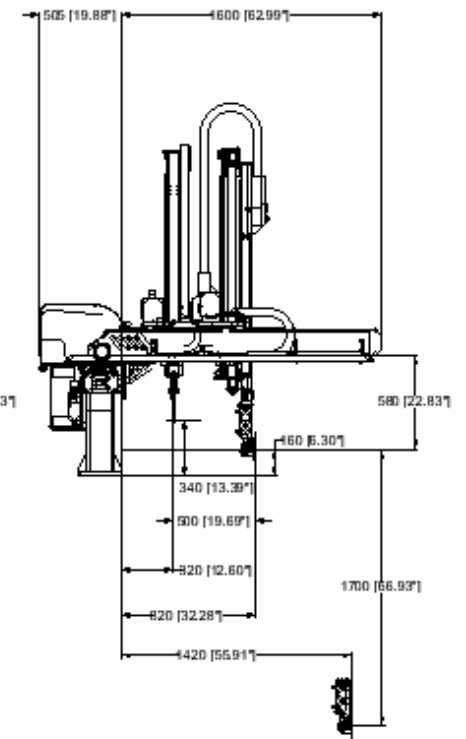
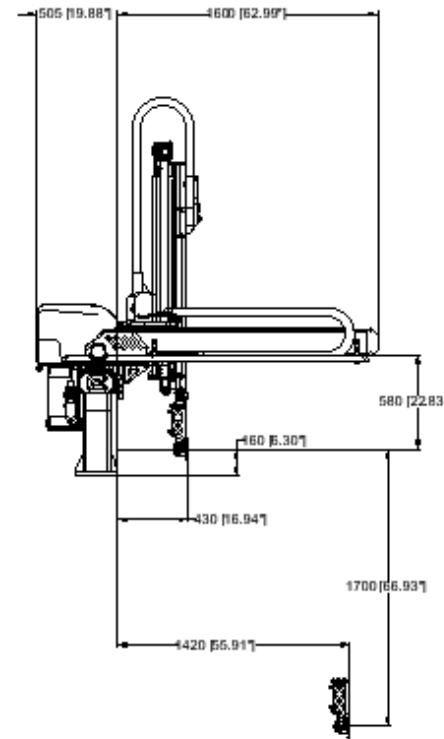
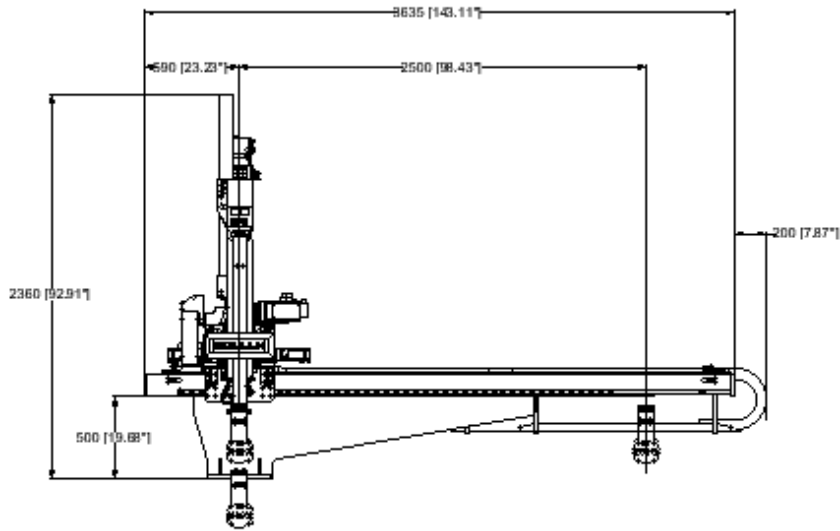


Rev: 1 - 03312021

508-792-4305 | absoluterobot.com

MaxBW15-1700

Full Servo Robot
IMM RANGE 600 – 1200 Ton



Specifications are subject to change